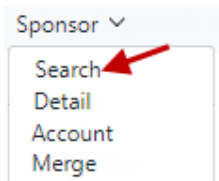


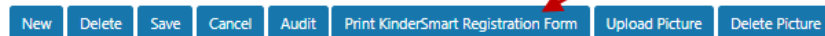
KinderSmart – Parent/Sponsor Registration

The **Parent/Sponsor**'s smart phone must be registered to use the KinderSmart app.

- A** Open KinderConnect and click **Search** under Sponsor.
- B** Enter the specifics for the **Parent/Sponsor** who will be using KinderSmart and, from the results, click on the **Name**. Note: The **Parent/Sponsor** must exist in KinderConnect prior to KinderSmart registration.
- C** In the Sponsor Detail screen, press **Print KinderSmart Registration Form** to obtain the QR code.



Sponsor Detail



Sponsor ID: 1580

First Name: * Jennifer

Middle Name:

Last Name: * Corbett

Sponsor Type: * Parent

Phone Number: (555) 444-7777

Email Address: rsalgueiro@controltec.com

CIN:

Inactive: ☐

County: * Ruth

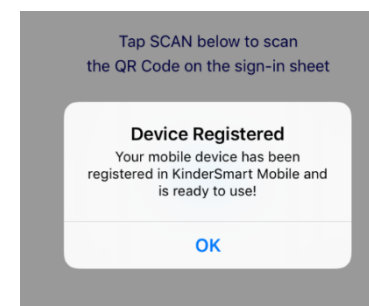
Sponsored Children: * [Add Children](#)

Child Name	Relationship to Child	Delete
Corbett, Becky	Babysitter	Borrar
Corbett, Cassie	Other	Borrar
Corbett, Christopher	Parent	Borrar

- D** Press **Print** to automatically download and print a document containing the QR code or make it available to the **Parent/Sponsor** on the computer screen.
- E** The **Parent/Sponsor** needs to open the KinderSmart app on the phone, tap **Scan** and either scan the QR code from the computer screen or scan it from a printout of the QR code. To scan, move the QR code into the view of the phone camera so that it can be clearly seen on the phone screen. As soon as the whole QR code is visible to the phone camera, the phone automatically scans the QR code.



- F** After a correct scan, the app will be registered to the **Parent/Sponsor** who receives confirmation that the phone was successfully registered.



For more information, visit <https://edlinkinfo.com>, email us at supportLA@kindersystems.com or call us at 1-888-829-9258.