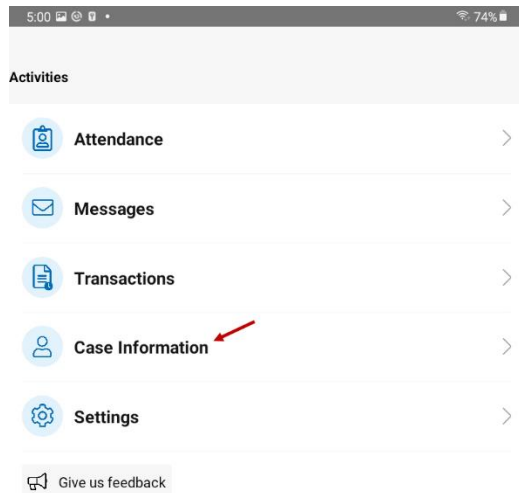


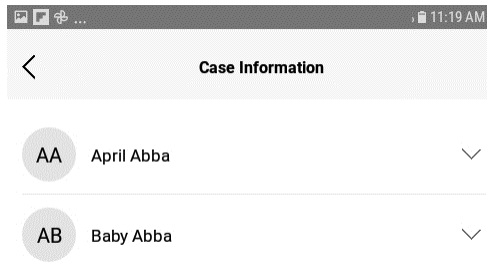
KinderSmart – How to Review Case Information

A Open the KinderSmart app on your phone. Note that the telephone number must be already registered with your Provider.

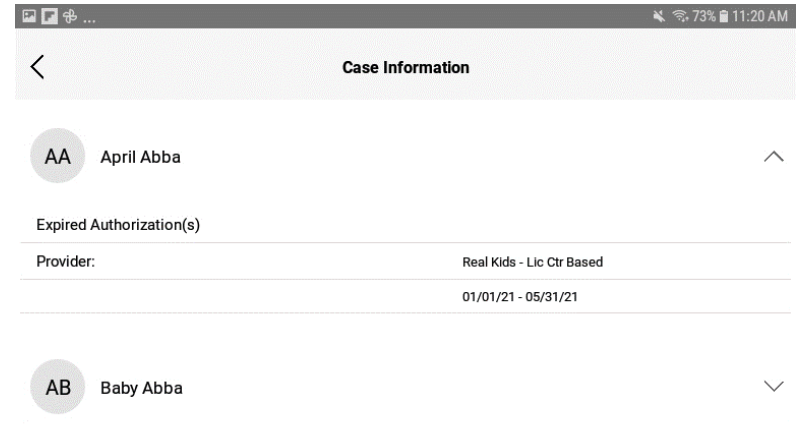
B Once the **Activities** screen opens, tap **Case Information**.



C The list of all children displays.



D Tap on the name of the child or on the down arrow ▼ to open the **Case Information** details.



F Tap the back arrow to return to the **Activities** screen.

