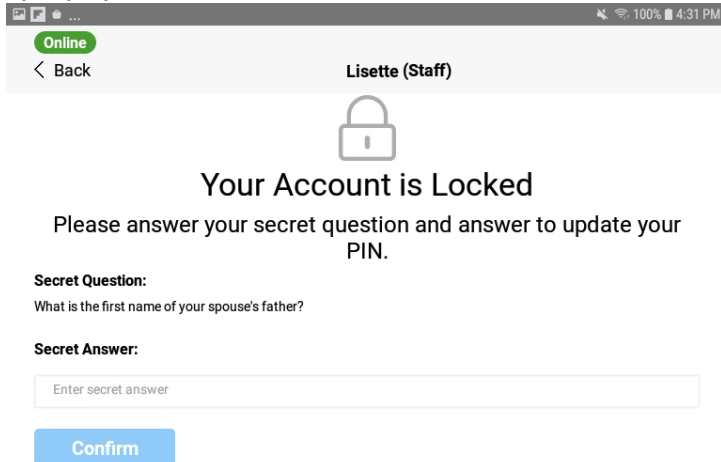


## KinderSign – Unlock Account without Self Reset Set Up

- A** After entering your PIN incorrectly too many times, KinderSign notifies you that **Your Account is Locked** and displays your **Secret Question**.



Online

< Back

Lisette (Staff)

**Your Account is Locked**

Please answer your secret question and answer to update your PIN.

**Secret Question:**  
What is the first name of your spouse's father?

**Secret Answer:**  
Enter secret answer

Confirm

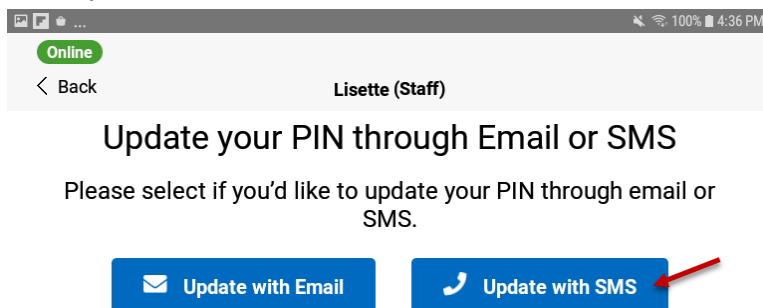
- B** Enter the answer to your **Secret Question**. Tap **Comfirm**.

**Secret Question:**  
What is the first name of your spouse's father?

**Secret Answer:**  
Enter secret answer

Confirm

- C** The **Update your PIN through Email or SMS** screen appears. Tap **Update with Email** or **Update with SMS** to select your desired verification method.



Online

< Back

Lisette (Staff)

**Update your PIN through Email or SMS**

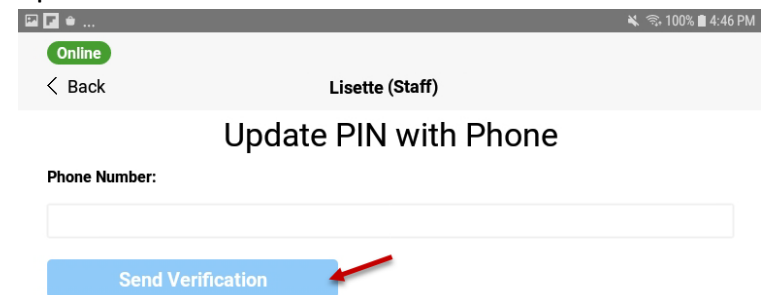
Please select if you'd like to update your PIN through email or SMS.

Update with Email

Update with SMS

For more information, visit <https://edlinkinfo.com>, email us at [supportLA@kindersystems.com](mailto:supportLA@kindersystems.com) or call us at 1-888-829-9258.

- D** Tap **Send Verification** after entering an email address or a telephone number.



Online

< Back

Lisette (Staff)

**Update PIN with Phone**

Phone Number:

Send Verification

- E** The **Email Sent** or **Text Sent** screen appears confirming a link was sent your email address or phone number. Tap **Go to Home** to go to main menu.

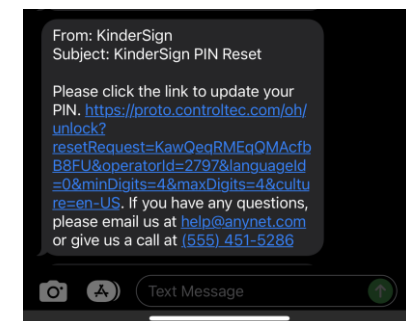
✓ Text Sent

We've sent a verification to (760) 705-2705 Please check your text messages.

Resend Text

Go to Home

- F** A **Verification Email** or **Verification Text** will be sent with a link depending on your previous selection. Click on link to reset your PIN.



From: KinderSign  
Subject: KinderSign PIN Reset

Please click the link to update your PIN. <https://proto.controltec.com/oh/unlock?resetRequest=KawQeqRMEqQMAcfB8FU&operatorId=2797&languageId=0&minDigits=4&maxDigits=4&culture=en-US>. If you have any questions, please email us at [help@any.net.com](mailto:help@any.net.com) or give us a call at (555) 451-5286

Text Message

- G** Enter your new 4-digit PIN. Re-enter your 4-digit PIN and tap **Update PIN**.



KinderSign English

Select a new PIN

Choose a new PIN to enter attendance

PIN

4 Digit PIN

Confirm PIN

Update PIN

- H** A notification appears showing a successful PIN change.
- I** Reopen KinderSign and enter your 10-digit telephone number, then enter your new PIN to successfully login.