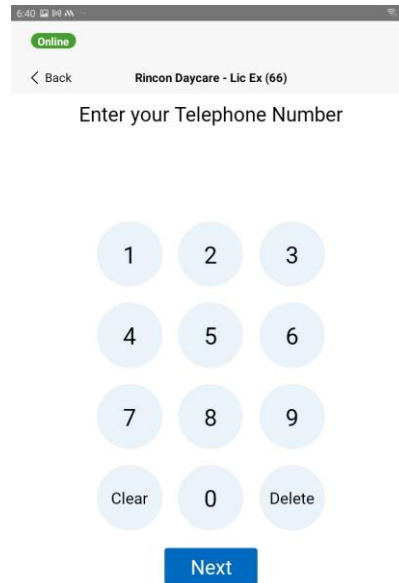


## KinderSign – How to Sign In as a Provider

- A** Use the keypad to enter the 10-digit telephone number as registered in the **Operator Detail** page of KinderConnect. Tap **Next**. Note: The telephone number must be added to KinderConnect first.



Online Rincon Daycare - Lic Ex (66)

< Back

Enter your Telephone Number

1 2 3

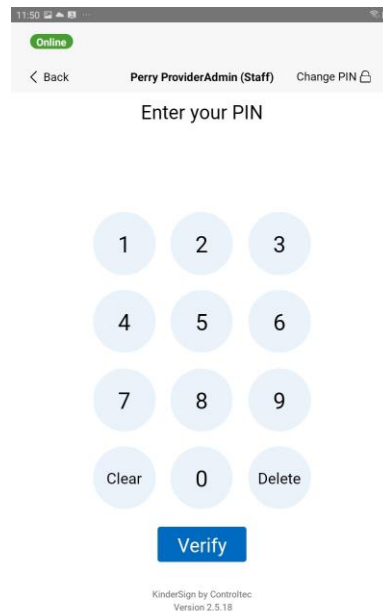
4 5 6

7 8 9

Clear 0 Delete

Next

- B** Enter your 4-digit **PIN** number as registered in the **Operator Account** page of KinderConnect. Tap **Verify**.



Online Perry ProviderAdmin (Staff) Change PIN

< Back

Enter your PIN

1 2 3

4 5 6

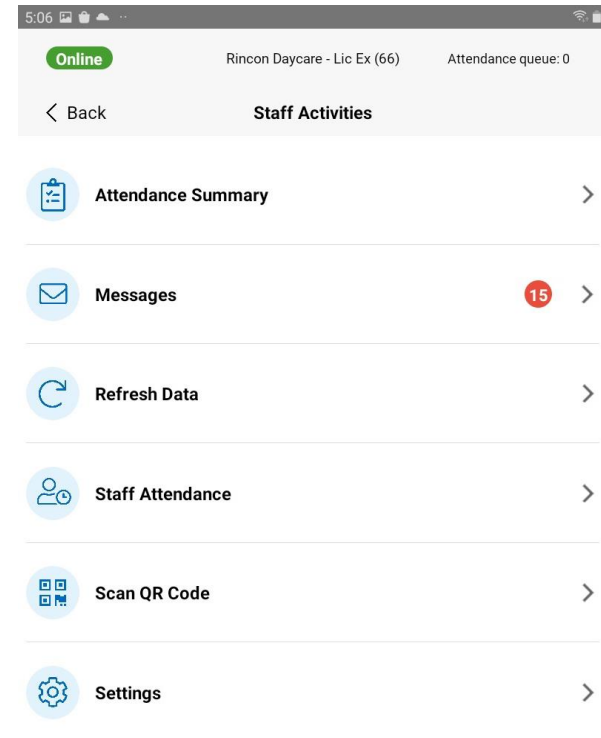
7 8 9

Clear 0 Delete

Verify

KinderSign by Controltec  
Version 2.5.18

- C** From the **Staff Activities** screen, select the activity you would like to perform.



Online Rincon Daycare - Lic Ex (66) Attendance queue: 0

< Back Staff Activities

Attendance Summary >

Messages 15 >

Refresh Data >

Staff Attendance >

Scan QR Code >

Settings >