




KinderSign - Download the App to Android

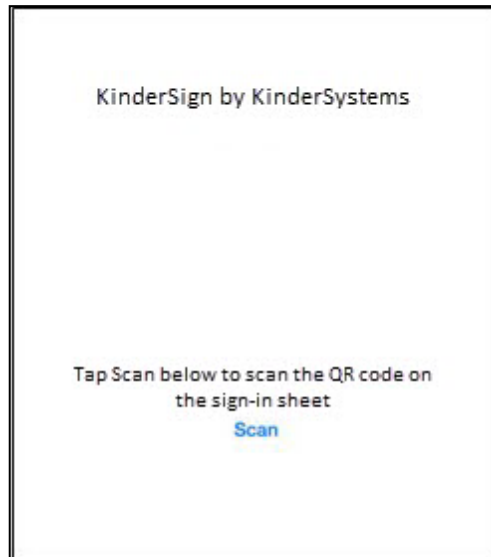
- A** Tap the Play Store icon on the tablet home screen.



- B** In the top search field, type **KinderSign Louisiana**, then tap .



- C** Once the KinderSign app is found , tap to select. Next tap , and finally tap **Install** to download. Tap **Accept** to initiate download.

- D** Once the download is complete, tap **Open**. **KinderSign by KinderSystems** will appear on the screen and your tablet is ready to scan.



- E** Depending on the tablet, upon completion of the download, you might need to tap **Continue**, and proceed to the **Complete account setup** screen. If asked for credit card information, tap **Skip**.

- F** A message will then flash on the tablet indicating that **KinderSign by KinderSystems** has been added to the home screen.

- G** Tap the **Home** button  on the lower portion of the tablet to return to the home screen. Locate the KinderSign icon  and tap it to open the app.