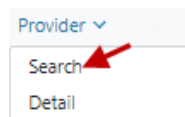


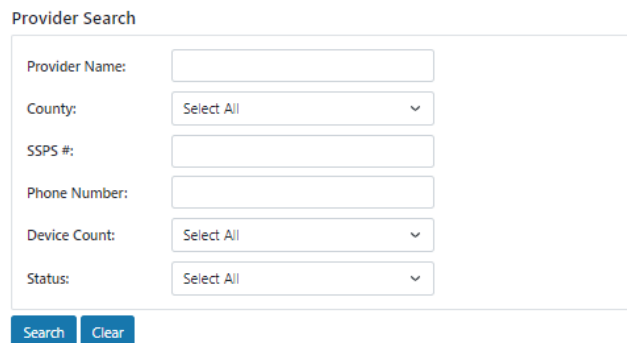
KinderConnect - Enter Overnight Hours

Overnight care occurs when children are in care past midnight. For example, a child arrives at 10:00 pm on Monday and leaves at 8:00 am on Tuesday.

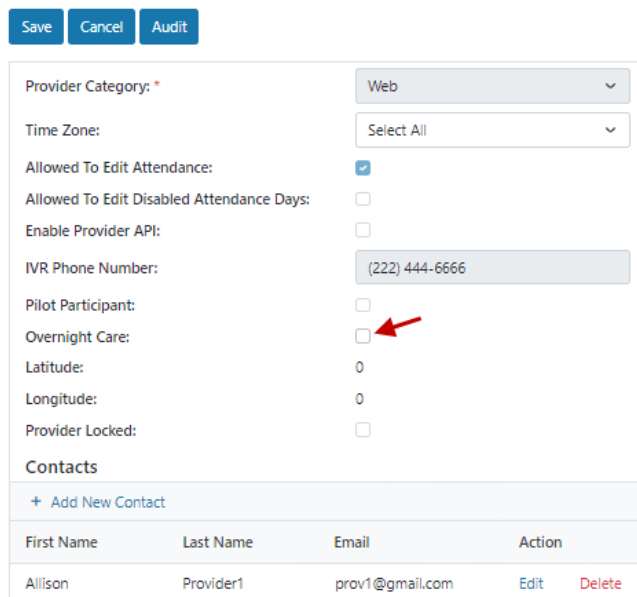
- A** Select **Search** under Provider.



- B** Enter the information in the fields and press **Search** to locate the desired Provider.

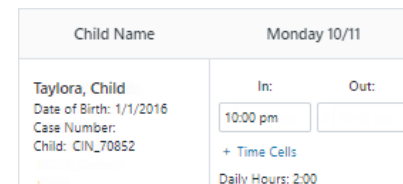


- C** From the **Search Results**, click on the **Provider Name** to select. When the **Provider Detail** page opens, click on the **Overnight Care** checkbox to allow the **Provider** to offer overnight child care.

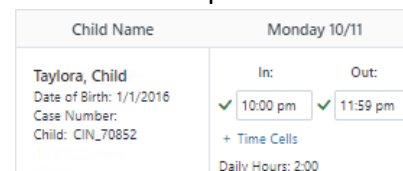


- D** The **Provider** can now take care of children overnight. **Overnight Care** can now be entered by sponsors using KinderSign, KinderSmart or IVR:

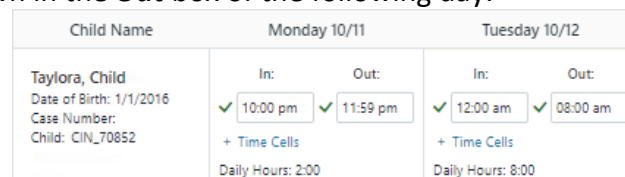
- The time the child arrives is shown in the **In** box. In the example below, the child arrived at 10:00 pm.



- After saving, when the **Out** time is entered on the following day, the **Out** time of 11:59 pm automatically populates.



- 12:00 am is automatically populated in the **In** box of the following day. In the example below, the child left at 8:00 am as shown in the **Out** box of the following day.



- E** If attendance was entered using KinderConnect, press **Save** when you finish entering **Attendance**. A message displays indicating that the record was saved successfully. You can only enter an **In** time or an **Out** time for each time pair. All times entered must be approved by primary caretakers.

