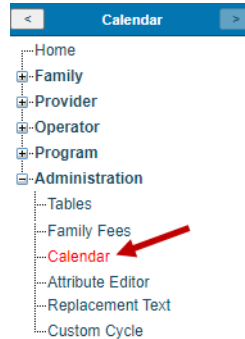
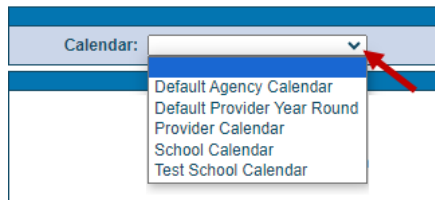


KinderTrack – View a Calendar

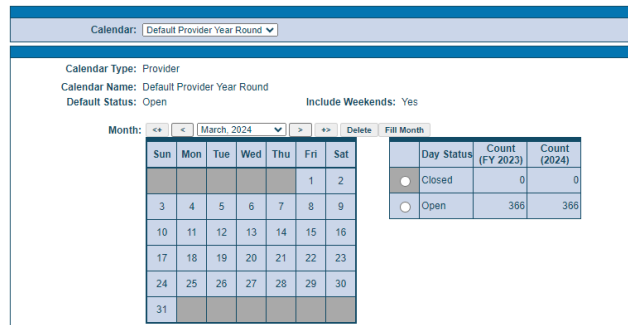
- A** Press **Calendar** under **Administration**.



- B** Use the **Calendar** drop-down menu to select the calendar you want to view.



- C** The days highlighted in gray show the days *closed*, and those highlighted in blue show the *open* days.



- Press the drop-down arrow to select the year.

- D** Use the arrows to view different months.



Note: See the "Add Calendar" QRC for further steps in adding a new calendar.